

If you want to turn your loft into extra living space, you will need to consult your Local Authority's Building Control Officer. Planning regulations apply to many aspects of the work.

Safety first

Lay planks over joists to prevent an accident. Lofts can be full of fine dust, so wear respiratory protection in the form of a half mask if you are cleaning or removing old insulation.

Distributed by:

For more information call Youngman on **08700 130360**
email **youngmandirect@sgb.co.uk**
www.sgb.co.uk

SGB Youngman

SGB Youngman, Holmwood
Broadlands Business Campus
Langhurstwood Road
Horsham, West Sussex, RH12 4SU

SGB Youngman is a division of SGB Services Ltd

YOUNGMAN Loft Ladders

Installer & Specifier's Guide

Everything you need to know to specify and install Youngman's entire range of Loft Ladders.

Including:

- Usage information
- Dimensions and clearances
- Fitting requirements
- Diagrams

Part of the

'Get More Space in Your Place'
promotion with **Anna Ryder Richardson**

SGB Youngman



Spacemaker 2-section loft ladder

A simple aluminium ladder that is economical and easy to fit. Ideal for occasional use.

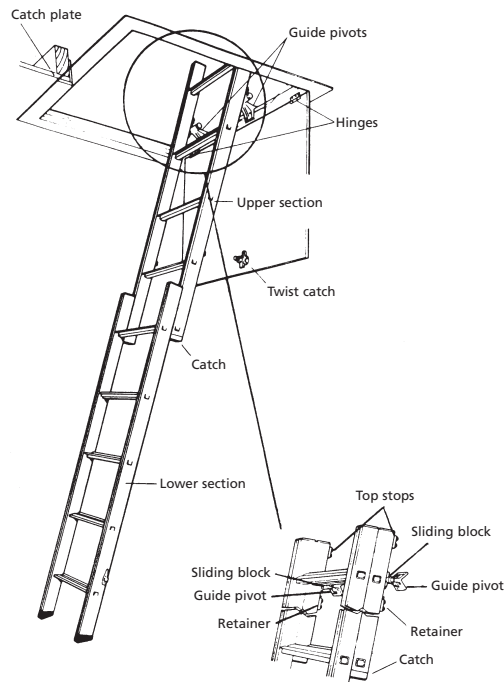


Key Dimensions

- For floor to floor heights up to 2.6m (8'6")
- Loft opening 406mm wide x 457mm deep minimum (16" x 18")
- Tread depth 50mm (2")

Features

- New metal safety catch prevents premature drop during sliding ladder operation
- Deep non-slip treads for maximum safety
- Maximum safe loading: 100kg
- Cost effective solution to loft access
- Rubber feet for extra stability



Usage Guide & Fitting Requirements

Fixing Points

Pivot bracket screwed to top lip of loft hatch.

Hatch

Convert to down-swinging trap door (fittings supplied)

Loft Floor

Boarding not required, provided ladder rests on a firm base when stowed.

Height Adjustment

Adjustable sliding stops on back of ladder stiles.

Easiway 3-section loft ladder

A higher specification ladder with hand-rail for more frequent use.



Key Dimensions

- For floor to floor heights from 2.3m to 3.0m (9'10")
- Vertical clearance above loft hatch: 750mm (2'6")
- Horizontal clearance behind loft hatch: 1050mm (3'5")
- Loft opening 432mm wide x 508mm deep minimum (17" x 20")
- Tread depth 50mm (2")
- Tread width 275mm (11")

Features

- New metal safety catch prevents premature drop during sliding ladder operation
- Complete with large handrail for climbing security
- Pivot arms in loft smoothly control descent/ascent
- Deep non-slip treads for greater comfort and safety
- Maximum safe loading: 100kg (221lbs)

Usage Guide & Fitting Requirements

Fixing Points

Pivot bracket screwed to top lip of loft hatch.

Pivot arm retaining bracket screwed to loft floor behind hatch.

Hatch

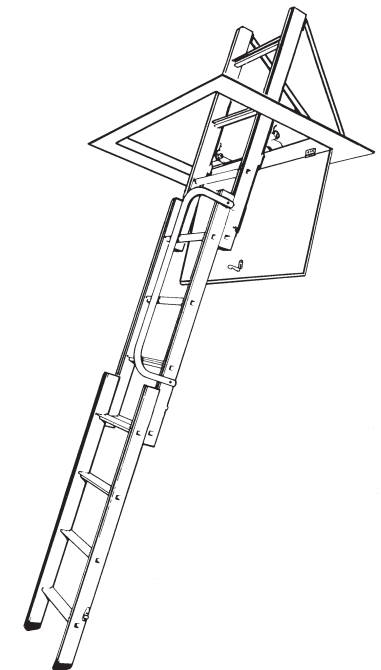
Convert to down-swinging trap door (fittings supplied)

Loft Floor

Solid floor/base required behind hatch for securing of pivot arm.

Height Adjustment

Adjustable sliding stops on back of ladder stiles.



Pakaway Concertina type loft ladder

This ladder is ideal where space is limited and there is insufficient clearance behind or above the loft hatch for a conventional loft ladder.



Key Dimensions

- For floor to ceiling heights up to 3.0m (9'10")
- Vertical loft clearance: 457mm (18")
- Loft opening 457 x 356mm minimum (18" x 14")
- Tread depth 45mm (2")

Features

- Ideal for limited space applications
- Stores compactly above trapdoor itself – no interference with loft space
- Unfolds and retracts concertina-style
- 3 height sizes available
- Maximum safe loading: 110kg

Usage Guide & Fitting Requirements

Fixing Points

Screws to rear, vertical face of loft hatch. May require reinforcing if hatch depth is less than 100mm or if hatch is not edged by joist.

Hatch

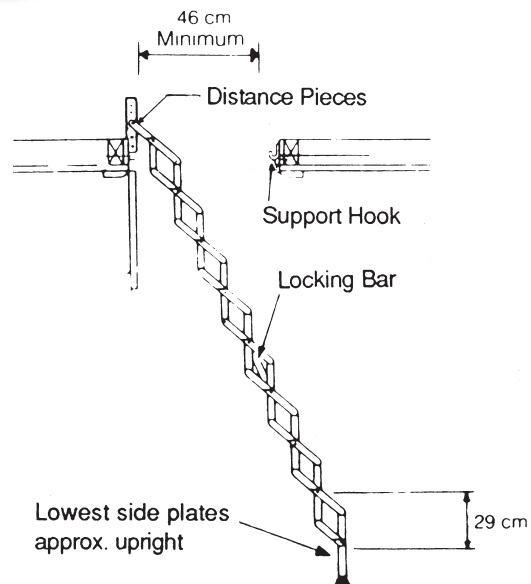
Convert to down-swinging trap door (fittings supplied)

Loft Floor

No special requirements.

Height Adjustment

Limited height adjustment on mounting bracket. Choose from 3 available sizes to suit floor to ceiling height.



Eco 3-section timber folding loft ladder

Attractive timber ladder ideal for lofts with limited headroom or where a clear loft floor is needed.



Key Dimensions

- Overall hatch casing size: 1175 x 576mm (3'9" x 1'9") (D)
- Maximum floor to ceiling height: 2.87m (9'4") (A)
- Hatch casing depth: 140mm
- Number of treads: 12

Features

- Easy, spacious loft access
- Complete with insulated, draftproof hatch casing and trap door assembly
- Sprung descent mechanism
- High quality timber construction
- Maximum safe loading: 150kg

Usage Guide & Fitting Requirements

Fixing Points

Ladder comes pre-mounted with complete hatch assembly. This is screwed laterally into adjacent loft floor joists.

Hatch

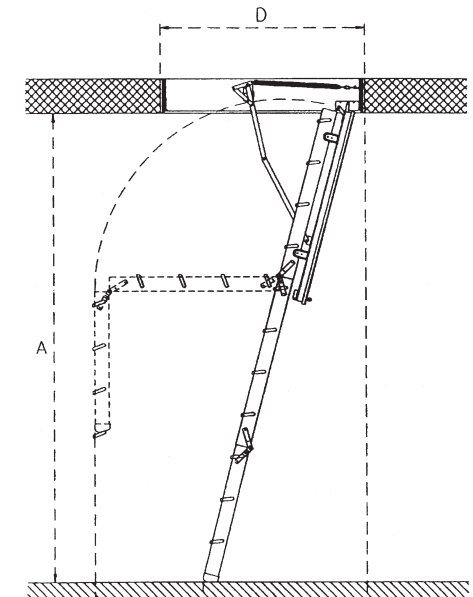
Hatch opening will require enlargement to exact dimensions of ladder casing. Joist cutting may be required.

Loft Floor

No special requirements for ladder.

Height Adjustment

Bottom section of ladder requires cutting to suit floor to floor height.



Timberlux 2-section timber loft ladder

A high quality, stylish timber ladder for frequent use and where appearance is important.



Key Dimensions

- For floor to floor heights from 2.43m to 3.0m (7'10" - 9'10")
- Arc of clearance: 1050mm
- Horizontal clearance behind loft hatch: 1550mm
- Loft opening 450mm wide x 560mm deep minimum (1'6" x 1'10")
- Maximum ladder width 400mm (1'4")
- Number of treads 12

Features

- Stylish design with the added quality and feel of natural wood. All timber sourced from renewable and sustainable forest areas.
- Spring assisted sliding mechanism for safer and effortless operation.
- Fast and simple installation - supplied with all necessary fittings
- Fitted with handrail for added safety
- Maximum safe loading: 150kg

Usage Guide & Fitting Requirements

Fixing Points

Roller assembly screwed to top, rear lip of loft hatch. Pivot arm mounting screwed to loft floor behind hatch

Hatch

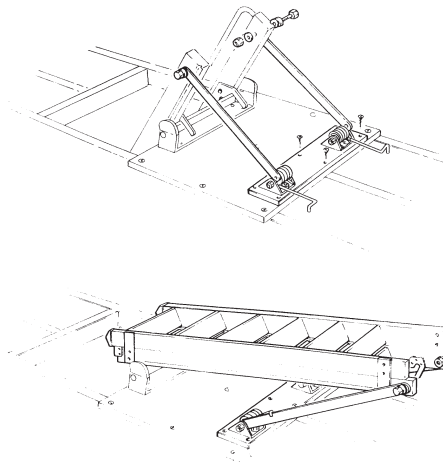
Convert to down-swinging trap door (fittings supplied)

Loft Floor

Solid floor/base required behind hatch for securing of pivot arm

Height Adjustment

Adjustable stop allows one or two tread overlap of ladder sections. 3 position options for top locking-brackets give fine adjustment



Deluxe Highest quality 2-section stairway

A heavy duty, high performance aluminium ladder for daily domestic and industrial use.



Key Dimensions

- For floor to floor heights from 2.31m to 3.25m (7'7" - 10'8")
- Vertical loft clearance: 1030mm (above spring pivot)
- Horizontal loft clearance: 1600mm (5'3") rear of ladder to edge of loft
- Loft opening 686 x 508mm minimum
- Tread depth 77mm (3")

Features

- High quality stairway with 2 handrails
- Sprung pivot arms provide easy sliding operation
- Nylon slides for quiet, smooth operation
- One size fits wide range of floor to floor heights
- Deep flat non-slip treads angled for comfort
- Maximum safe loading: 150kg
- The ultimate in luxury loft ladders

Usage Guide & Fitting Requirements

Fixing Points

Mounting brackets screwed to top lip of hatch opening and to inside of trap door. Double pivot arm mounting screwed to loft floor behind hatch.

Hatch

Convert to down-swinging trap door (fittings supplied). Reinforcing may be required where ladder is attached to door.

Loft Floor

Solid floor/base required behind hatch for securing of pivot arm.

Height Adjustment

Variable position steel stops attached to sides of ladder stiles plus sliding adjustable stops on back of stiles.

